


6-Sect. Heavy Duty Clamp Carrier



Spec Sheet

Quick Machinery Company
23905 Clinton Keith 114-243
Wildomar, CA 92595
Phone: (707) 272-6719
Fax: (866) 399-1308



Machine Type:

CLAMP CARRIER

Model Numbers:

A-CCFP-08.5-06, B-CLMP-3.5-38, C-PCT1-08.5, D-PPF1-08.5, E-EMDR-06

Description:

8.5' width capacity, 6-section Clamp Carrier with (6) heavy-duty, zinc-plated clamps per section (36 clamps total); clamps 38" opening, clamp jaws 3.5" high x 4.75" wide, with 1° inward draft.

Equipped with industrial-duty Pneumatic Clamp Tightener with air pressure regulator, Pneumatic overhead Panel Flattener with air pressure regulator and push-button Semi-Automatic Electric Motor Drive for Carrier rotation.

Standard features include heavy-duty frame with 6" I-beam legs, foot levelers, coiled air lines, conduit-encased electrical wires, automatic air line oiler, high-quality urethane finish, tool-box with spare parts and tools.

Dimensions:

12'W x 9'D x 9'H

Weight:

Net: 4,400 lbs.; Shipping: 4,950 lbs. (compare!)

Electrical Requirements:

110V 1-ph, or 220V or 440V 3-ph; 7 amps @ 220V

Air Requirements:

21 cfm @ 90 psi (5 hp compressor)


Price (U.S. Dollars):

\$14,262.00 f.o.b. Los Angeles, CA

Please Contact:

Kevin Quick at Quick Machinery Company, 707-272-6719

6-Sect. Heavy Duty Clamp Carrier



Low Cost

The QUICK 6-Section Heavy Duty Clamp Carrier is our most affordable Heavy Duty Clamp Carrier.

Capable of producing 144 edge-glued panels per shift (3 panels per section x 6 sections x 8 hours), the 6-Section Clamp Carrier is ideal for the smaller cabinet or furniture shop.

QUICK 6-Section Clamp Carriers are available in widths (maximum stock length capacities) of either 6.5', 8.5', 10.5' or 16.5'.




Sturdy Frame

Our 6-Section Clamp Carrier has a very sturdy frame, with 2" main shaft (3" diameter on 16.5' wide machine) and 6" I-beam legs.

Pneumatic Clamp Tightener

The Pneumatic Clamp Tightener is a very fast, two-hand, impact-style wrench that really gets the job done in a hurry. It is actuated by an easy-press trigger. Hydraulic clamp tightening is also available.



Electric Motor Drive

The 6-section Heavy Duty Clamp Carrier's Semi-Automatic Electric Motor Drive rotates the Carrier from section to section. It is smooth, quiet and efficient. It is operated by pressing four buttons on the machine's Control Box.

Super Heavy-Duty Clamps

Our industrial-duty, corrosion-resistant, zinc-plated clamps have 1" x 2" rails and huge 20mm (over 3/4") screws for super strength and durability. Each clamp weighs over 30 pounds!

The standard clamp jaws are 4-3/4" wide by 3-1/2" high, and each is angled inward one degree to keep stock held down securely in the clamps. Clamp jaws are available up to 6" high.

Clamps are available from 32" to 52" maximum opening.



Value Leader in Gluing Equipment

Quick Machinery Company

23905 Clinton Keith 114-243, Wildomar, CA 92595

Phone: (707) 272-6719, Fax: (866) 399-1308

E-mail: kevin@quickmachinerycompany.com

www.quickmachinerycompany.com