

# Conveyorized Glue Applicator



## Spec Sheet

**Quick Machinery Company**  
23905 Clinton Keith 114-243  
Wildomar, CA 92595  
Phone: (951) 691-6086  
Fax: (866) 399-1308



**Machine Type:**

**CONVEYORIZED GLUE APPLICATOR**

**Model Numbers:**

F-CGAP-20-08-08

**Description:**

Conveyorized Glue Applicator with 20" wide glue roll, 8' long infeed conveyor and 8' long outfeed conveyor. (Optional Holddown Roll also shown in photo above).

Equipped with grooved rubber glue roll, stainless steel doctor blade and removable stainless steel glue pan.

Standard features include sturdy frame with foot levelers, heavy-duty crossbars, chains and bearings, 1/4 hp motor, safety slip clutch, chain guard and high-quality urethane finish.

**Dimensions:**

28"W x 17'D x 4'H

**Weight:**

Net: 880 lbs.; Shipping: 1,100 lbs.

**Electrical Requirements:**

220V or 440V 3-ph; 1 amp @ 220V

**Air Requirements:**

None


**Price (U.S. Dollars):**

\$6,500.00 f.o.b. Los Angeles, CA

**Please Contact:**

Kevin Quick at Quick Machinery Company, 951-691-6086

# Conveyorized Glue Applicator




## Sized to Fit Your Needs

Applicators are available with either 12", 16" or 20" wide glue rolls, with conveyors 10' long or longer (20" wide and 16' long is standard, which works well with a standard 8.5' wide Clamp Carrier).

## Simple, Elegant Design


Our Conveyorized Glue Applicators feature an elegantly simple and effective grooved rubber-covered roll/stainless steel doctor blade design. Two knobs are used to adjust the glue spread and to remove the doctor blade for easy cleaning. A stop wand at the outfeed end of the conveyor automatically stops the conveyor when the stock reaches the Clamp Carrier operator.



Mounted on the motor shaft is an adjustable slip clutch, which helps ensure operator safety, and helps prevent crossbars from bending should material inadvertently get jammed in the conveyor.

## Glue Pan Cover

With our included stainless steel glue pan cover, there's no need to remove the glue and clean out the glue pan at the end of each day. Instead, simply spray a mist of water on top of the glue, and place the cover over the pan. The glue will remain fresh, without skimming over, for 16 hours or more. The next time the Applicator is switched on, the thin layer of surface water will automatically mix with the glue.



## Quick Clean-Up

The stainless steel glue pan and doctor blade are easily removed without tools for quick weekly clean-up.

## Holddown Roll Available

An adjustable Holddown Roll is available as an option. This roll is used when face-gluing, such as when making handrail or laminated beams. The roll holds the stock down flat onto the glue roll, helping to provide a consistent glue spread, even with warped or twisted boards.



*Value Leader in Gluing Equipment*

## Quick Machinery Company

23905 Clinton Keith 114-243, Wildomar, CA 92595

Phone: (951) 691-6086, Fax: (866) 399-1308

E-mail: [kevin@quickmachinerycompany.com](mailto:kevin@quickmachinerycompany.com)

[www.quickmachinerycompany.com](http://www.quickmachinerycompany.com)