


14-Section Pneumatic Clamp Carrier



Spec Sheet

Quick Machinery Company
8272 Peninsula Drive
Kelseyville, CA 95451
Phone: (707) 272-6719
Fax: (707) 278-0102



Machine Type:

CLAMP CARRIER

Model Numbers:

A-CCFP-08.5-14, B-CLMP-3.5-38, C-PCT1-08.5, D-PPF1-08.5, E-EMDR-14

Description:

8.5' width capacity, 14-section Clamp Carrier with (6) heavy-duty, zinc-plated clamps per section (84 clamps total); clamps 38" opening, clamp jaws 3.5" high x 4.75" wide, with 1° inward draft.

Equipped with industrial-duty Pneumatic Clamp Tightener with air pressure regulator, Pneumatic overhead Panel Flattener with air pressure regulator and Electric Motor Drive with 1-button Fully Automatic Carrier Rotation Cycle.

Standard features include sturdy frame with structural steel tubing legs, foot levelers, coiled air lines, conduit-encased electrical wires, automatic air line oiler, high-quality urethane finish, toolbox with spare parts and tools.

Dimensions:

12'W x 10'D x 9'H

Weight:

Net: 7,900 lbs.; Shipping: 8,800 lbs. (compare!)

Electrical Requirements:

220V or 440V 3-ph; 7 amps @ 220V

Air Requirements:

21 cfm @ 90 psi (5 hp compressor)


Price (U.S. Dollars):

\$18,920.00 f.o.b. Los Angeles, CA

Please Contact:

Kevin Quick at Quick Machinery Company, 707-272-6719


14-Section Pneumatic Clamp Carrier



High Value


The QUICK 14-Section Clamp Carrier is our mid-size edge-gluing machine. Still, it boasts all of the deluxe features of our larger machines, including super heavy-duty zinc-plated clamps, Pneumatic or Hydraulic Clamp Tightener, Pneumatic Panel Flattener and Electric Motor Drive with fully Automatic Carrier Rotation Cycle.

Capable of producing over 300 edge-glued panels per shift (3 panels per section x 14 sections x 8 hours), the 14-Section Clamp Carrier is ideal for the mid-size cabinet or furniture shop. 14-Section Clamp Carriers are available in widths (maximum stock length capacities) of 6.5', 8.5' or 10.5'. The 14-Section Carrier can be expanded to 20 sections at a later date, if desired.




Sturdy Frame

Two different frame configurations are available for our 14-section Clamp Carrier. The economical standard frame (see 2nd photo from top) has 2" diameter front and rear shafts, cast iron sprockets, high-strength chains with 1.5" wide rollers, and 2" x 4" structural steel tubing legs. The standard frame is more than strong enough for most high-production edge-gluing applications. The heavy-duty frame (see 3rd photo from top) for our 14-Section Clamp Carrier uses the same materials and components as used on our 20- to 80-section machines, with massive 3" diameter front and rear shafts and 6" I-beam legs. This heavy-duty frame is used mostly for machines that are going to be face-gluing very heavy material.



Super Heavy-Duty Clamps

Our industrial-duty, corrosion-resistant, zinc-plated clamps have 1" x 2" rails and huge 20mm (over 3/4") screws for super strength and durability. Each clamp weighs over 30 pounds!



The standard clamp jaws are 4-3/4" wide by 3-1/2" high, and each is angled inward one degree to keep stock held down securely in the clamps. Clamp jaws are available up to 6" high.

Clamps are available from 32" to 52" maximum opening.



Quick Machinery Company, 8272 Peninsula Drive, Kelseyville, CA 95451
Phone: (707) 272-6719, Fax: (707) 278-0102
E-mail: sales@quickmachinerycompany.com

www.quickmachinerycompany.com